






<p>HAT</p> 	<p>To collect stool studies, place the hat in the toilet under the seat. Ensure that no urine contaminates the stool during collection; this can affect test results.</p> <p>For children wearing diapers or adults wearing pads, please note that the absorbent material and chemicals in these items can directly affect testing.</p> <p>**All samples must be labeled with the patient's full name, date of birth, and date and time of collection.</p>	
<p>CONTAINER: CLEAN CATCH</p> 	<p>ROOM TEMP/ REFRIGERATE</p> <p>REFRIGERATE AFTER COLLECTION; MUST BE TO LAB WITHIN 24 HOURS</p>	<p>NOTES</p> <p>USING EITHER THE POUR SPOUT ON THE HAT OR A PLASTIC SPOON, PLACE STOOL INTO CLEAN CATCH CONTAINER. FIRMLY ATTACH LID.</p> <p>Use for C.Diff and H. Pylori.</p>
<p>CONTAINER: CARY-BLAIR (ORANGE TOP RED FLUID)</p> 	<p>ROOM TEMPERATURE</p>	<p>THIS CONTAINER HAS A "SCOOP" ATTACHED TO THE LID. USE THE SCOOP TO ADD STOOL UNTIL THE LIQUID LEVEL REACHES THE RED LINE ON SIDE OF CONTAINER; CLOSE LID TIGHTLY AND SHAKE TO MIX WELL.</p> <p>Use for Fecal Bacterial Pathogens PCR (Salmonella, Shigella, Campylobacter and E. Coli 0157:H7), and Fecal Culture for Unusual Pathogens (Aeromonas sp, Plesiomonas, Yersinia, and Vibrio sp.).</p>
<p>CONTAINER: TOTAL-FIX (BLACK TOP CLEAR FLUID)</p> 	<p>ROOM TEMPERATURE</p>	<p>THIS CONTAINER HAS A "SCOOP" ATTACHED TO THE LID. USE THE SCOOP TO ADD STOOL UNTIL THE LIQUID LEVEL REACHES THE BLACK LINE ON SIDE OF CONTAINER; CLOSE LID TIGHTLY AND SHAKE TO MIX WELL. IF 3 SAMPLES REQUESTED, EACH SAMPLE MUST BE FROM A SEPARATE BOWEL MOVEMENT ON A DIFFERENT DAY.</p> <p>Use for Ova and Parasites and Giardia and Cryptosporidium.</p>
<p>CONTAINER: HEMOCCULT FECAL OCCULT BLOOD CARDS</p> 	<p>ROOM TEMPERATURE</p>	<p>USING THE WOODEN STICK PROVIDED, SMEAR A THIN LAYER OF STOOL OVER EACH OF THE OPEN "WINDOWS" ON THE INSIDE OF THE CARD. CLOSE THE FRONT OF THE CARD AND SECURE AT THE BOTTOM.</p> <p>IF 3 CARDS REQUESTED, EACH CARD MUST BE COLLECTED FROM A SEPARATE BOWEL MOVEMENT.</p> <p><u>ONLY</u> HEMOCCULT BRAND CARDS CAN BE DEVELOPED AT NMC.</p>